

Testimonials

"I have built a trusting relationship with the knowledgeable FCSS Staff and know that I can come to them with questions whenever I needed. They assured me that if they do not have the answers, they would surely find someone who does."

"FCSS "SMILE" program has helped me to stay connected to people in my community. As my physical ability changed, I was so pleased to be able to be picked up at my home and driven to a program with like-minded people. I believe this program played a huge role in my personal wellness."

IMPACT AREAS:

Across all impact areas, participants experienced some form of positive change as a result of participating in FCSS programs and services. While positive change does not necessarily reflect improvements and changes in every area, it does not mean that the participant no longer requires services being provided. The nature of the program, population being served, complexity of the challenges being addressed, and the availability of community resources can all impact these changes. Resilient individuals have the ability to bounce back from challenges and stress that they face.

2020 Annual Report



Mannville-Minburn-Innisfree
Family and Community
Support Services

Yellowhead Community
Support Services

Kalya Family
Resource
Network - MMI

About FCSS

2020 FCSS Annual Report

Mannville-Minburn-Innisfree Family and Community Support Services & Yellowhead Community Support Society [M-M-I F.C.S.S./Y.C.S.S.] Annual Report articulates the collective impact of M-M-I F.C.S.S./Y.C.S.S. programs and services that address the social well-being of individuals, families and communities in our Alberta region.

Provincially

Provincially, FCSS has been around for 53 years, meeting the Family and Community Support Services Act and Regulation since 1966.

Family and Community Support Services (FCSS) is a unique 80/20% funding partnership between the Government of Alberta and participating municipalities or Métis Settlements.

The FCSS philosophy is based on a belief that self-help contributes to a sense of integrity, self-worth and independence. Programs developed are intended to help individuals in their community to adopt healthy lifestyles, thereby improving the quality of life and building the capacity to prevent and/or deal with crisis situations should they arise.

"In Alberta, everyone contributes to making our communities inclusive and welcoming. Everyone has opportunities to fulfill their potential and to benefit from our thriving social, economic, and cultural life".

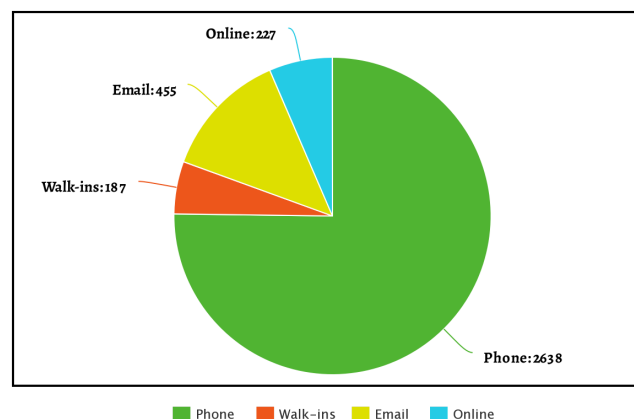
The FCSS Outcome Model: Chart of Outcomes & Indicators is a key component for measuring Outcomes of prevention programming across the province.



Program & Area Statistics

	Mannville	Innisfree	County of Minburn	Hamlet of Minburn	Total
Approx. population	810	221	1469	100	2600
# of Dwellings	382	145	690	58	1267
# of Families with children	215	75	50	10	approx 350
# of Children	233	42	307	11	approx 598
# of Newcomers	4	0	0	2	6
# of Program Participants	1710	450	1202	55	3417
# of Clients on Meals on Wheels	2	0	0	3	5
# of Meals served	188	0	0	297	485
# of TS Clients	14	1	0	0	15
# of TS Trips/program trips	32	10	0		42
# of TeleCare AREA installs					10

How we made connections



This year, we gave information to 3,250 people. We referred 250 people to outsidess services and 7 to the food bank.

Number of Volunteers: 25

Number of Volunteer Hours: 460

Number of Partnerships: 26

Partnerships with Seniors centres, Schools, Ag Societies, R.C.M.P., Libraries, Preschool, Vermilion Senior Support, Alberta Health Services - Mental Health; Mannville Care Centre, Municipal Councils, Fire Departments, Prairie EMS, United Church, Fair Boards, GoodLife Collective, & The Nest Project

Program Outcomes



Families

- 93% of families feel more connected to each other
- 100% of families have social supports



Children and Youth

- 95% of Children & Youth access the resources and supports relevant to their needs.
- 90% of Children & Youth developed social competencies
- 96% of Children & Youth are supported by other people
- 88% of Children & Youth make a positive contribution to their community



Seniors

- 100% of Seniors access the community resources they need.
- 90% of community members have people they can rely on for support and help.



Adults

- 100% of adults have people they can rely on for support and help.
- 100% of adults access the community resources and supports relevant to their needs.

Community

- 100% of community members access the resources and supports relevant to their needs.
- 100% of community members feel a sense of belonging to their community.
- 90% of community members have people they can rely on for support and help.
- 100% of community members feel a sense of meaning and purpose because they volunteer.
- 81% of community members are connected with others in their community.
- 100% of community members have people they can rely on for support and help



Key Messages

M-M-I F.C.S.S./Y.C.S.S.

- measures numbers of participants, funding dollars, but more importantly measure the outcomes of CHANGE and the IMPACT in our communities.
- supports access to effective resources, programs, and services.
- builds and sustains multi-generational relationships.
- works towards creating strong healthy families and a welcoming, inclusive community

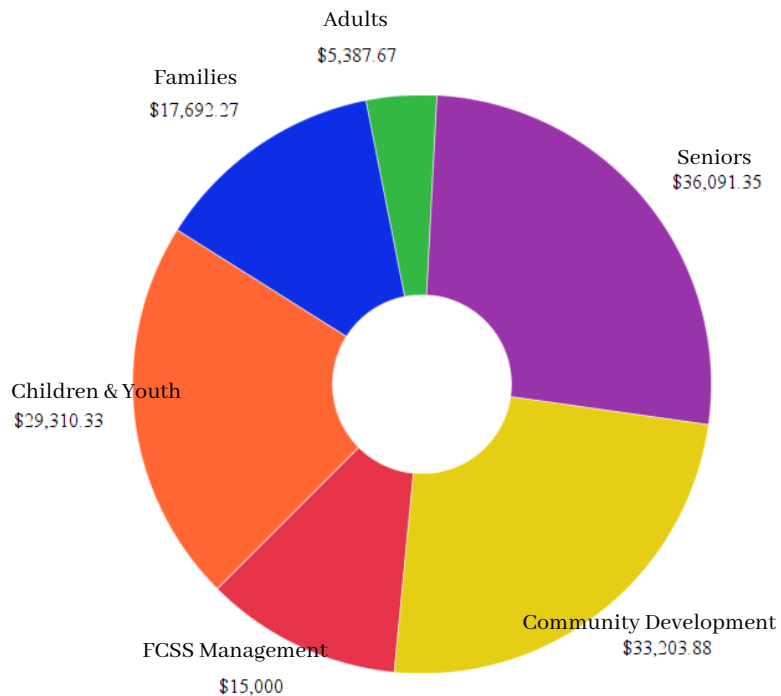
Program Information

- Mannville-Minburn-Innisfree Family & Community Support Services enhances the social well-being of individuals, families and communities. It promotes, encourages, and facilitates the development of strong, connected engaged communities.
- M-M-I F.C.S.S. believes the community's most valuable resources are its people.
- M-M-I F.C.S.S. is proud to be a partner in locally-driven community enhancement projects.
- Local autonomy being mainstream means FCSS responds to the everchanging social needs of its communities. The uniqueness of FCSS continues to be visible in the type of programming offered to address social issues.
- Highlights consistent of programs based on identified social needs and local priorities.
- Research shows if people are connected and engaged, they are more likely to contribute positively to their communities.

2020 Financials

M-M-I FCSS Revenues	Mannville	Innisfree	County of Minburn #27	Totals
80%	\$24,460.00	\$7,352.00	\$51,528.60	\$83,339.60
20%	\$6,115.00	\$1,837.00	\$12,882.12	\$21,067.12
Over Contributions			\$9,054.48	\$9,054.48
Other Program Revenues				\$25,762.69
Total FCSS Revenues	\$30,575.00	\$9,188.00	\$73,465.20	\$139,491.64
Surplus carry over				\$1,200.00
Non FCSS Funding				\$7,000
Total Budget				\$147,691.60

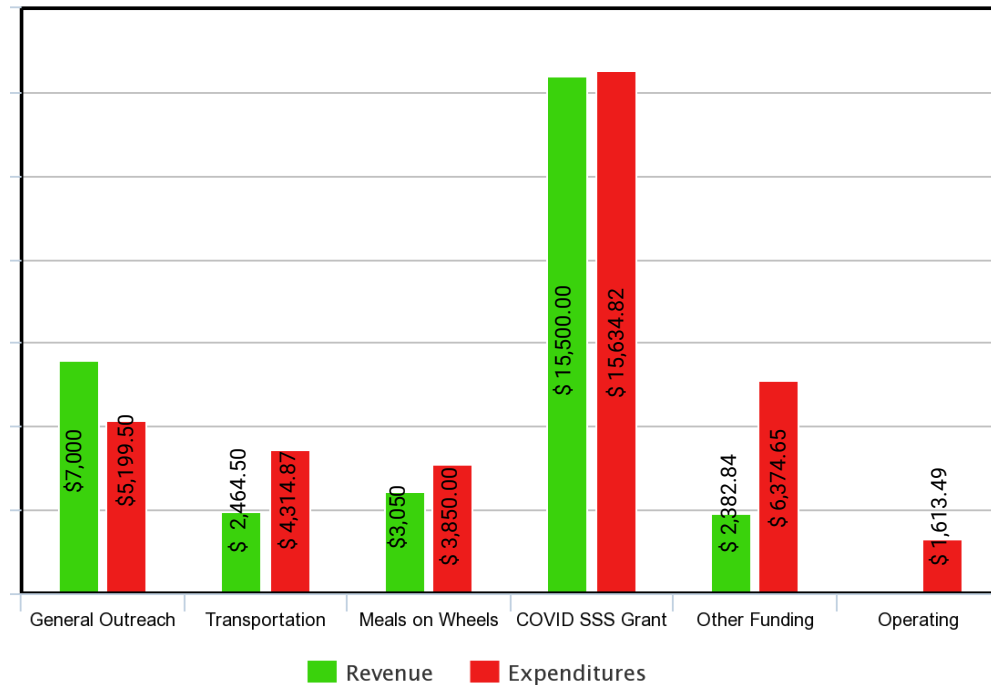
Spending by Program



Total Expenditures: \$136,685.50

Surplus/Deficit: \$2,806.10

Yellowhead Community Support Services



Total Revenue: \$30,397.34 Total Expenditures: \$30,612.68

Surplus/Deficit: \$215.34

Outcome Measures Initiative

* M-M-I F.C.S.S. has an agreement with FCSSAA/Gov't of Community Services and Supports Division: Community and Social Services to fund the Outcome Measures Initiative with Jannette Riedel as Trainer [since 2010].

Total Revenue: \$80,305.60 Total Expenditures: \$73,674.61

Surplus/Deficit: \$6,630.99

Family Resource Network

* M-M-I F.C.S.S. has an agreement with AB Gov't Children's Services Ministry to provide services for a Family Resource Network

Total Revenue: \$50,000 Total Expenditures: \$50,000

Surplus/Deficit: \$0

